

Compact VNA - S5085

Extended Specifications



COPPER MOUNTAIN®
TECHNOLOGIES



- **Frequency range:** 9 kHz - 8.5 GHz
- **Wide output power adjustment range:** -55 dBm to +5 dBm
- **Dynamic range:** 130 dB (10 Hz IF bandwidth) typ.
- **Measurement time per point:** 70 μ s per point, min typ.
- Up to **16 logical channels with 16 traces** each max
- **Automation programming** in LabView, Python, MATLAB, .NET, etc.
- **Time domain and gating** conversion included
- **Frequency offset mode**, including vector mixer calibration measurements
- Up to **200,001 measurement points**
- Multiple **precision calibration** methods and automatic calibration

EXTEND YOUR REACH™

USA: +1.317.222.5400
London: +44 75 03 68 21 13

631 E. New York St | Indianapolis, IN | 46202
www.coppermountaintech.com

Singapore: +65.6323.6546
Latin America: +1.954.706.5920

Specifications¹

Measurement Range

Impedance	50 Ohm
Test port connector	type N, female
Number of test ports	2
Frequency range	9 kHz to 8.5 GHz
Full frequency accuracy	$\pm 5 \cdot 10^{-6}$
Frequency resolution	1 Hz
Number of measurement points	2 to 200,001
Measurement bandwidths (with 1/1.5/2/3/5/7 steps)	1 Hz to 100 kHz
Dynamic range ²	
9 kHz to 300 kHz	85 dB (100 dB typ.)
300 kHz to 6.5 GHz	125 dB (130 dB typ.)
6.5 GHz to 8.0 GHz	120 dB (125 dB typ.)
8.0 GHz to 8.5 GHz	115 dB (120 dB typ.)

Measurement Accuracy³

Accuracy of transmission measurements ⁴	Magnitude / Phase
9 kHz to 300 kHz	
-25 dB to +10 dB	± 0.2 dB / $\pm 2^\circ$
-45 dB to -25 dB	± 1.0 dB / $\pm 6^\circ$
300 kHz to 6.5 GHz	
0 dB to +10 dB	± 0.2 dB / $\pm 2^\circ$
-45 dB to 0 dB	± 0.1 dB / $\pm 1^\circ$
-65 dB to -45 dB	± 0.2 dB / $\pm 2^\circ$
-85 dB to -65 dB	± 1.0 dB / $\pm 6^\circ$
6.5 GHz to 8.0 GHz	
0 dB to +10 dB	± 0.2 dB / $\pm 2^\circ$
-40 dB to 0 dB	± 0.1 dB / $\pm 1^\circ$
-60 dB to -40 dB	± 0.2 dB / $\pm 2^\circ$
-80 dB to -60 dB	± 1.0 dB / $\pm 6^\circ$
8.0 GHz to 8.5 GHz	
0 dB to +10 dB	± 0.2 dB / $\pm 2^\circ$
-35 dB to 0 dB	± 0.1 dB / $\pm 1^\circ$
-55 dB to -35 dB	± 0.2 dB / $\pm 2^\circ$
-75 dB to -55 dB	± 1.0 dB / $\pm 6^\circ$
Accuracy of reflection measurements ⁵	Magnitude / Phase
-15 dB to 0 dB	± 0.4 dB / $\pm 3^\circ$
-25 dB to -15 dB	± 1.0 dB / $\pm 6^\circ$
-35 dB to -25 dB	± 3.0 dB / $\pm 20^\circ$
Trace noise magnitude (IF bandwidth 3 kHz)	
9 kHz to 300 kHz	0.050 dB rms
300 kHz to 8.5 GHz	0.002 dB rms
Temperature dependence	0.02 dB/°C

[1] All specifications subject to change without notice. [2] The dynamic range is defined as the difference between the specified maximum power level and the specified noise floor. The specification applies at 10 Hz IF bandwidth. [3] Reflection and transmission measurement accuracy applies over the temperature range of (73 ± 9) °F or (23 ± 5) °C after 40 minutes of warming-up, with less than 1 °C deviation from the full two-port calibration temperature, at output power of -5 dBm. Frequency points have to be identical for measurement and calibration (no interpolation allowed). [4] Transmission specifications are based on a matched DUT, and IF bandwidth of 10 Hz. [5] Reflection specifications are based on an isolating DUT. © Copper Mountain Technologies - www.coppermountaintech.com - Rev. 2019Q1

Specifications¹

Effective System Data

9 kHz to 300 kHz	
Directivity	46 dB
Source match	40 dB
Load match	46 dB
Reflection tracking	±0.10 dB
Transmission tracking	±0.14 dB
300 kHz to 8.5 GHz	
Directivity	46 dB
Source match	40 dB
Load match	46 dB
Reflection tracking	±0.10 dB
Transmission tracking	±0.08 dB

Uncorrected System Performance

9 kHz to 300 kHz	
Directivity	8 dB
Source match	10 dB
Load match	10 dB
300 kHz to 6.5 GHz	
Directivity	15 dB
Source match	15 dB
Load match	15 dB
6.5 GHz to 8.5 GHz	
Directivity	12 dB
Source match	15 dB
Load match	15 dB

Test Port Output

Power range	
9 kHz to 8.0 GHz	-55 dBm to +5 dBm
8.0 GHz to 8.5 GHz	-55 dBm to +3 dBm
Power accuracy	±1.5 dB
Power resolution	0.05 dB
Harmonic distortion ⁶	-20 dBc
Non-harmonic spurious ⁶	
300 kHz to 6.5 GHz	-20 dBc
6.5 GHz to 8.5 GHz	-15 dBc

Specifications¹

Test Port Input

Noise floor	
9 kHz to 300 kHz	-90 dBm/Hz
300 kHz to 6.5 GHz	-130 dBm/Hz
6.5 GHz to 8.0 GHz	-125 dBm/Hz
8.0 GHz to 8.5 GHz	-122 dBm/Hz
Damage level	+23 dBm
Damage DC voltage	35 V

Measurement Speed

Time per point	70 μ s typ.
Port switchover time	1 ms

Frequency Reference Input

Port	10 MHz Ref In/Out
External reference frequency	10 MHz
Input level	-1 dBm to 5 dBm
Input impedance	50 Ohm
Connector type	BNC, female

Frequency Reference Output

Port	10 MHz Ref In/Out
Internal reference frequency	10 MHz
Output reference signal level at 50 Ohm impedance	1 dBm to 5 dBm
Connector type	BNC, female

Trigger Input

Port	Ext Trig In
Input level	
Low threshold voltage	0.5 V
High threshold voltage	2.7 V
Input level range	0 V to + 5 V
Pulse width	$\geq 2 \mu$ s
Polarity	positive or negative
Input impedance	≥ 10 kOhm
Connector type	BNC, female

Specifications¹

Trigger Output

Port	Ext Trig Out
Maximum output current	20 mA
Output level	
Low level voltage	0.0 V
High level voltage	3.5 V
Polarity	positive or negative
Connector type	BNC, female

System & Power

Operating system	Windows 7 and above
CPU frequency	1.0 GHz
RAM	512 MB
Interface	USB 2.0
Connector type	USB B
Power supply	110-240 V, 50/60 Hz
Power consumption	14 W
Input power	9 V DC to 15 V DC
Input power consumption DC	12 W

Calibration

Recommended factory adjustment interval	3 years
---	---------

Dimensions

Length	297 mm
Width	160 mm
Height	44 mm
Weight	1.7 kg (60 oz)

Environmental Specifications

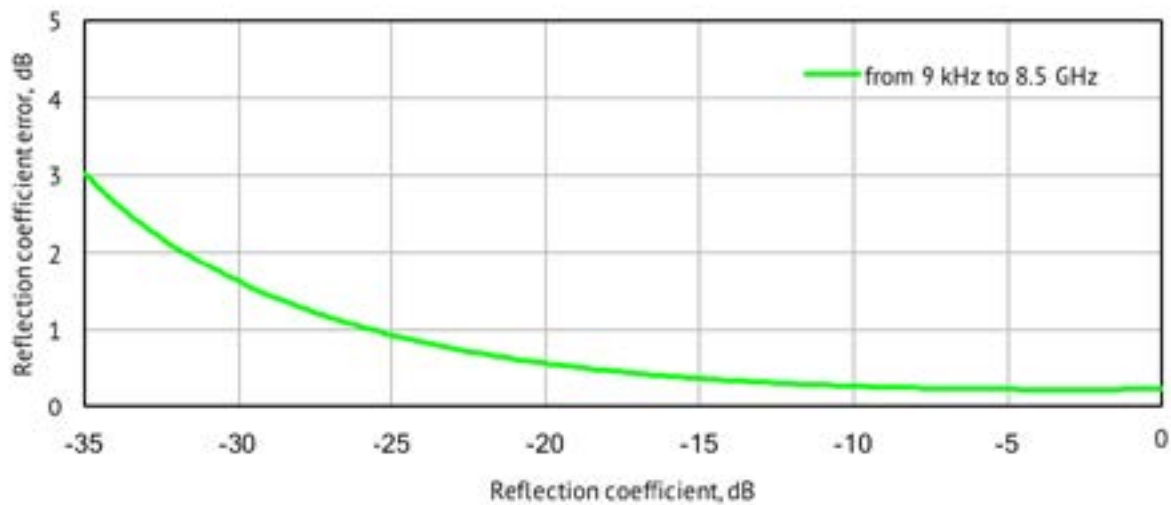
Operating temperature	+5 °C to +40 °C (41 °F to 104 °F)
Storage temperature	-50 °C to +70 °C (-58 °F to 158 °F)
Humidity	90 % at 25 °C (77 °F)
Atmospheric pressure	70.0 kPa to 106.7 kPa

Reflection Accuracy Plots

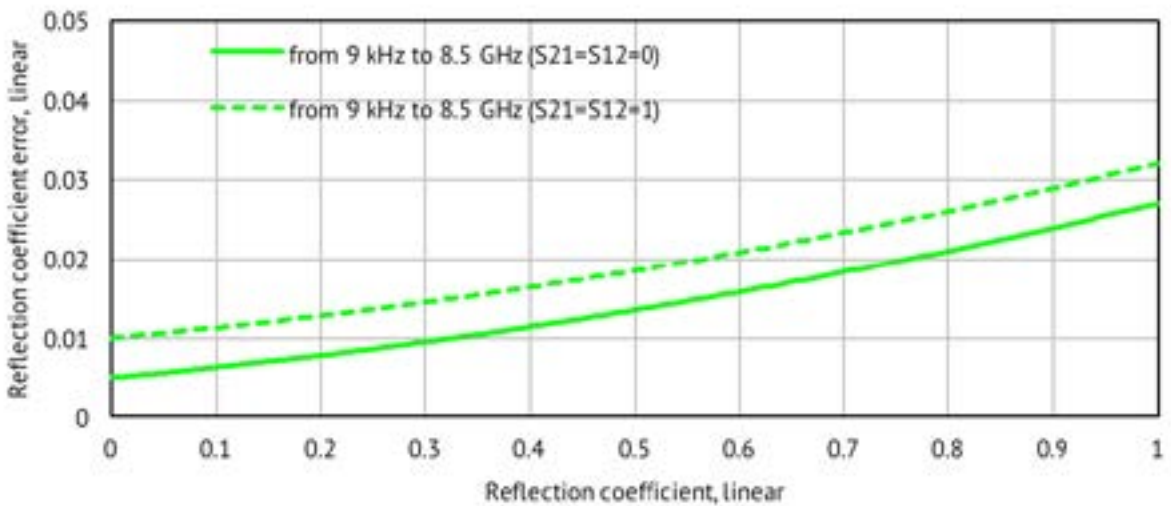
Reflection Magnitude Errors



Specifications are based on isolating DUT ($S_{21} = S_{12} = 0$)

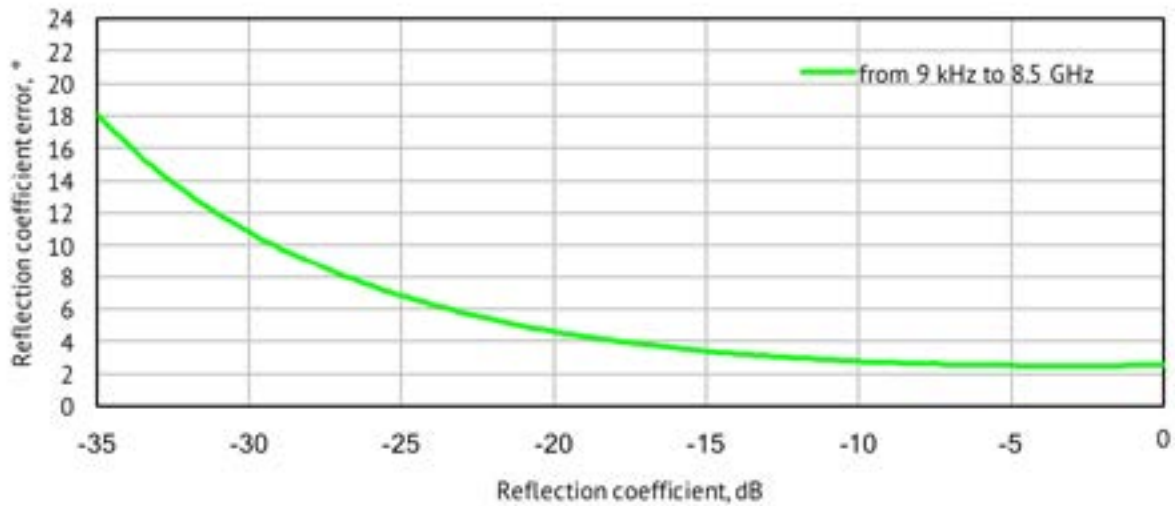


Specifications are based on isolating DUT ($S_{21} = S_{12} = 0$)

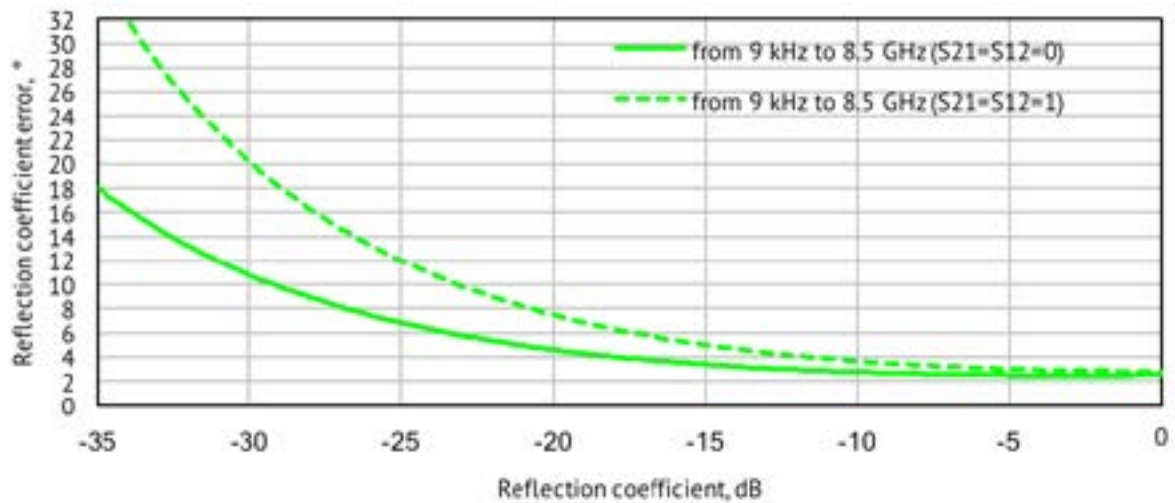


Reflection/Transmission Accuracy Plots

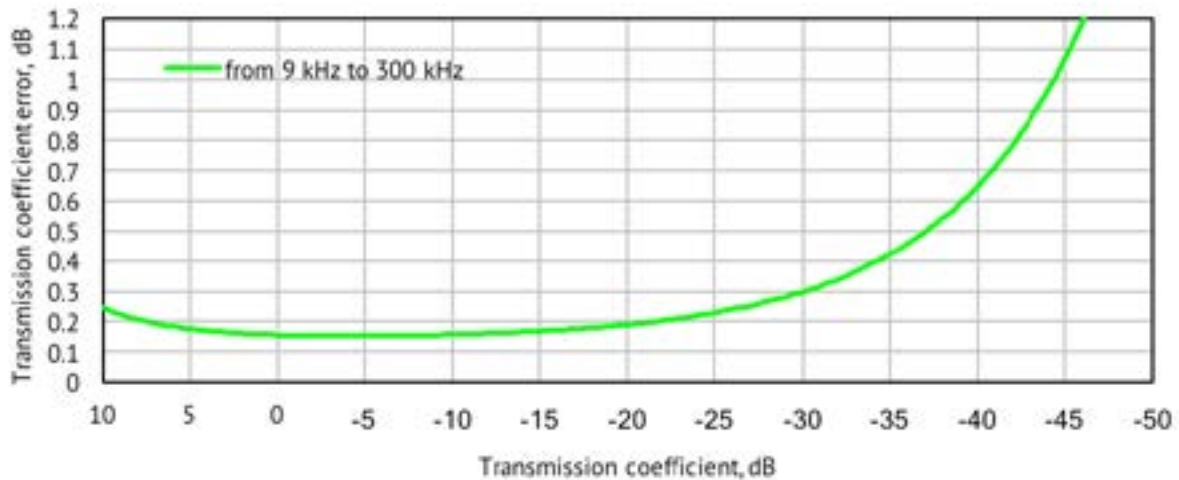
Reflection Phase Errors



Specifications are based on isolating DUT ($S_{21} = S_{12} = 0$)



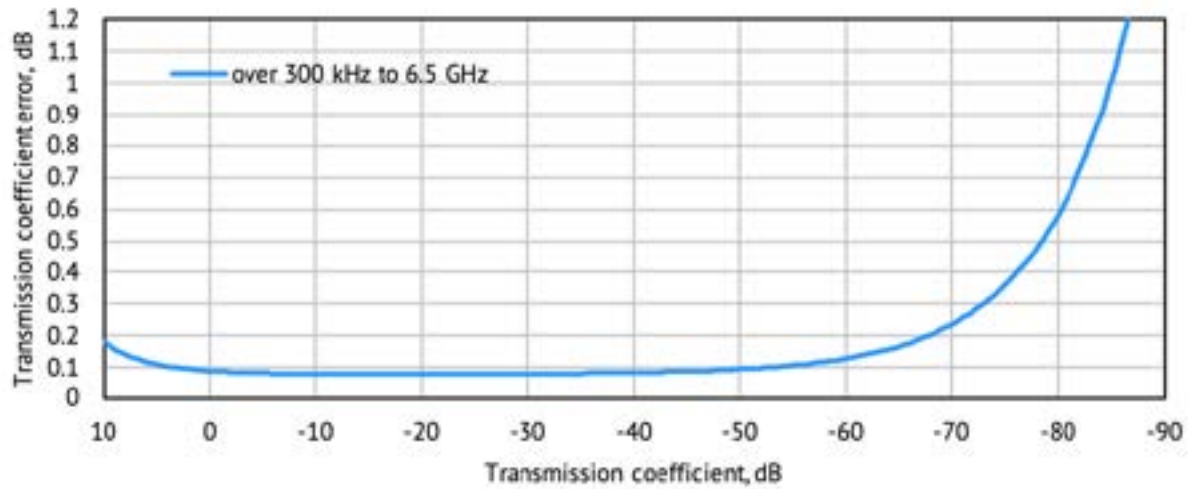
Transmission Magnitude Errors



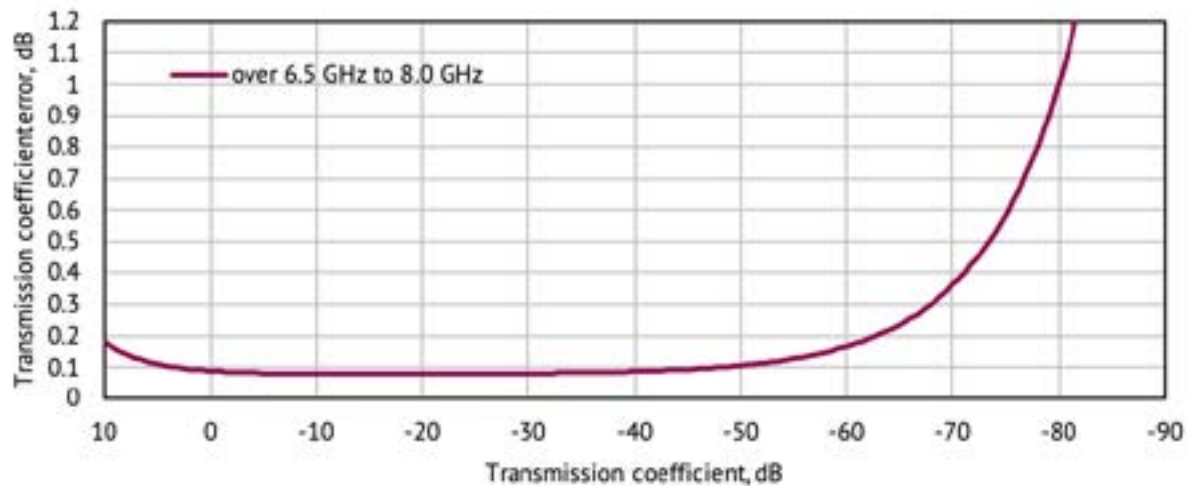
Specifications are based on matched DUT, and IF bandwidth of 10 Hz

Transmission Accuracy Plots

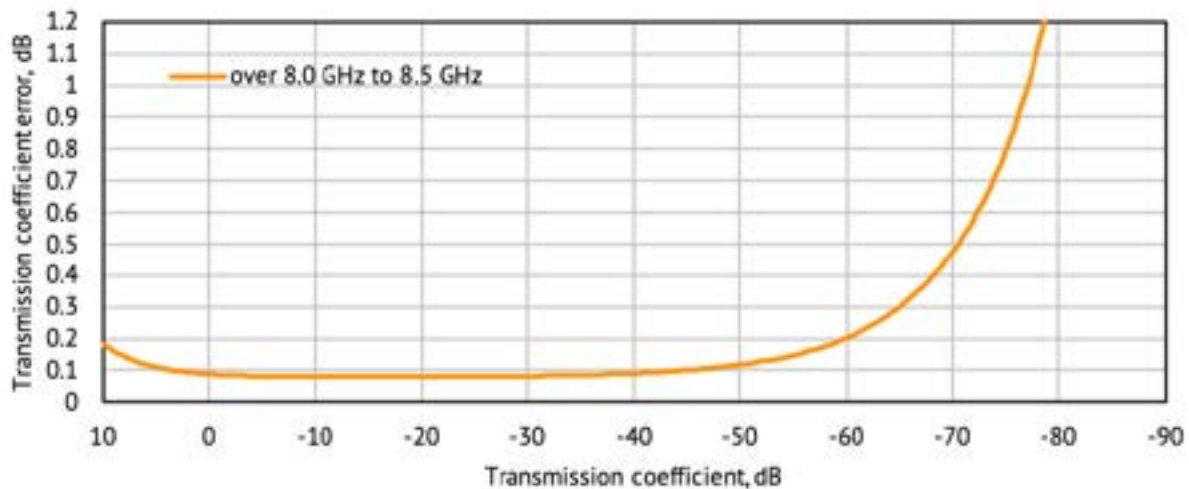
Transmission Magnitude Errors



Specifications are based on matched DUT, and IF bandwidth of 10 Hz



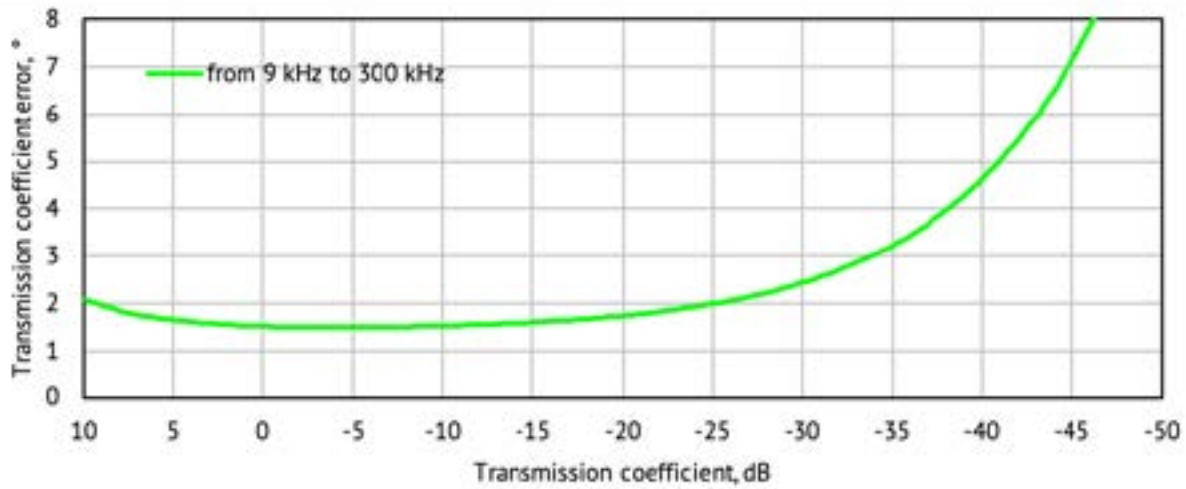
Specifications are based on matched DUT, and IF bandwidth of 10 Hz



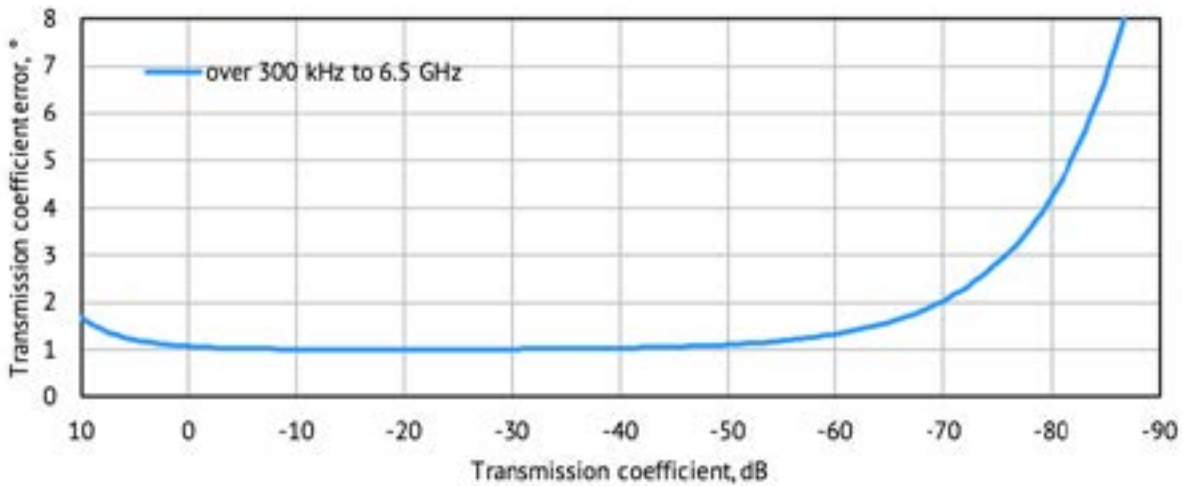
Specifications are based on matched DUT, and IF bandwidth of 10 Hz

Transmission Accuracy Plots

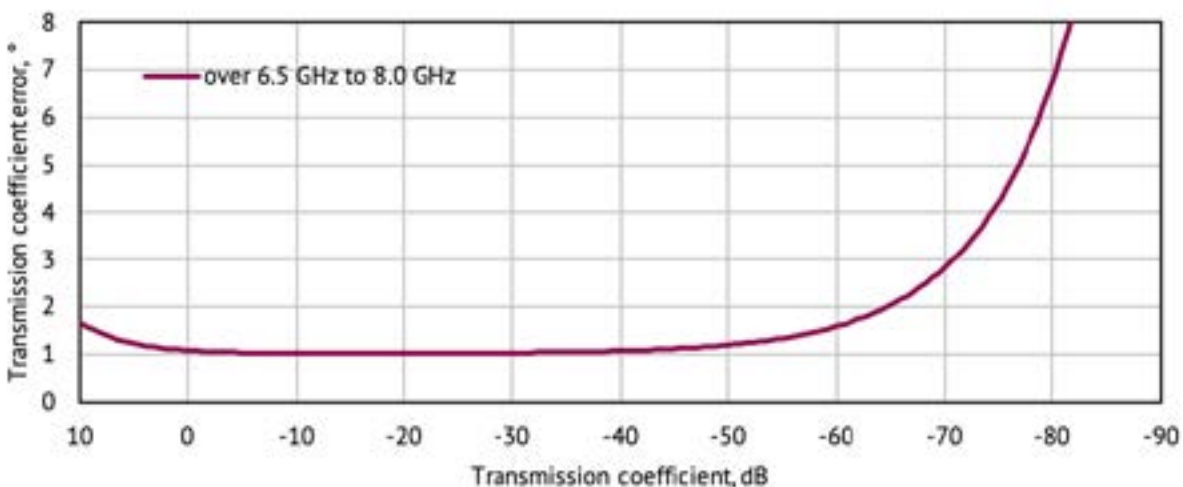
Transmission Phase Errors



Specifications are based on matched DUT, and IF bandwidth of 10 Hz



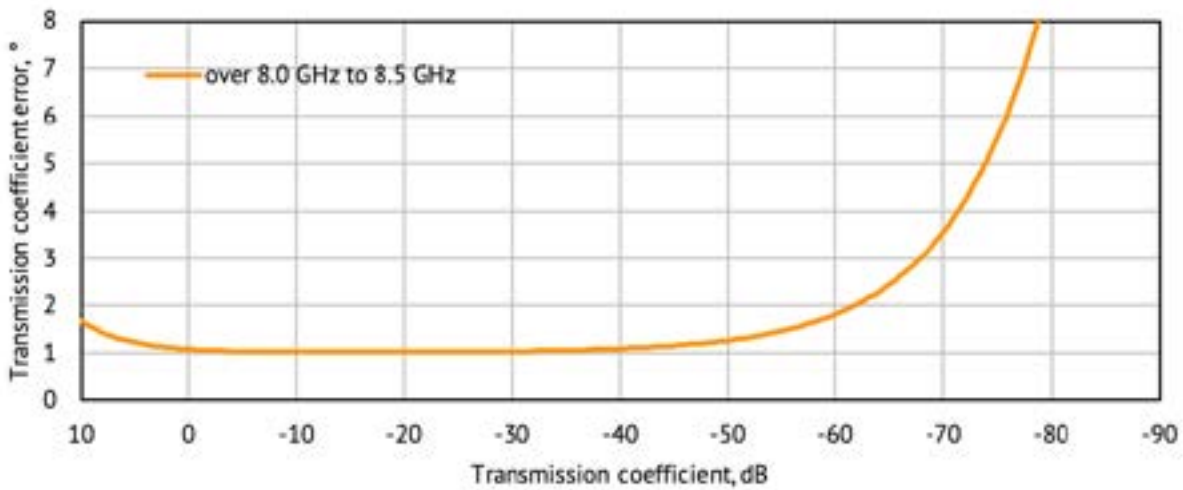
Specifications are based on matched DUT, and IF bandwidth of 10 Hz



Specifications are based on matched DUT, and IF bandwidth of 10 Hz

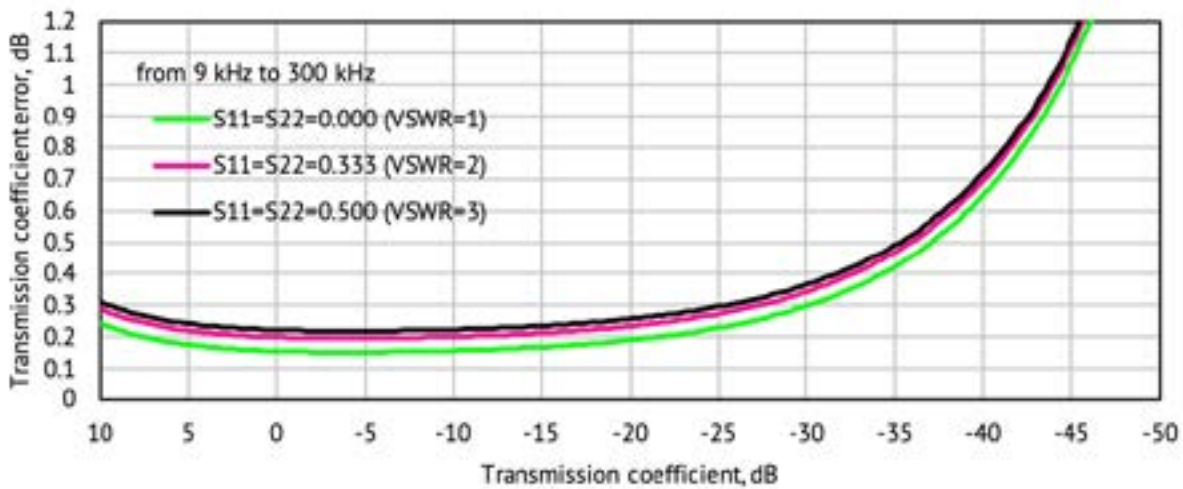
Transmission Accuracy Plots

Transmission Phase Errors

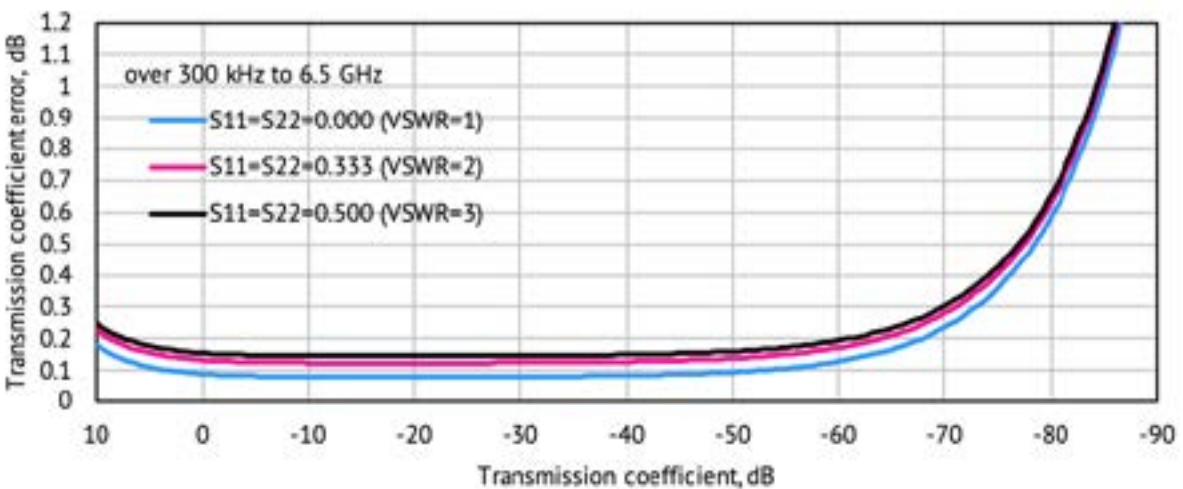


Specifications are based on matched DUT, and IF bandwidth of 10 Hz

Transmission Magnitude Errors for Unmatched Devices

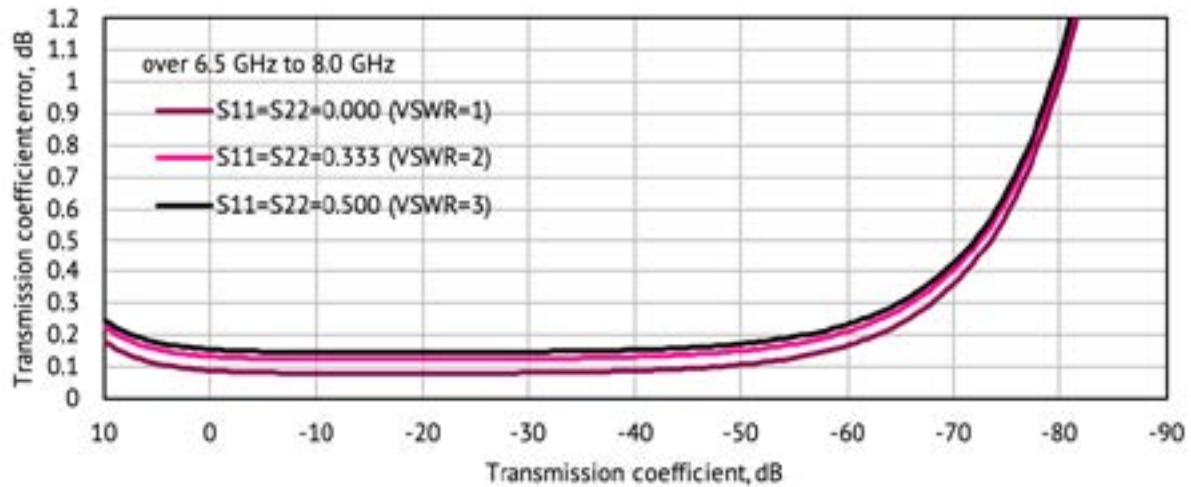


Specifications are based on matched DUT, and IF bandwidth of 10 Hz

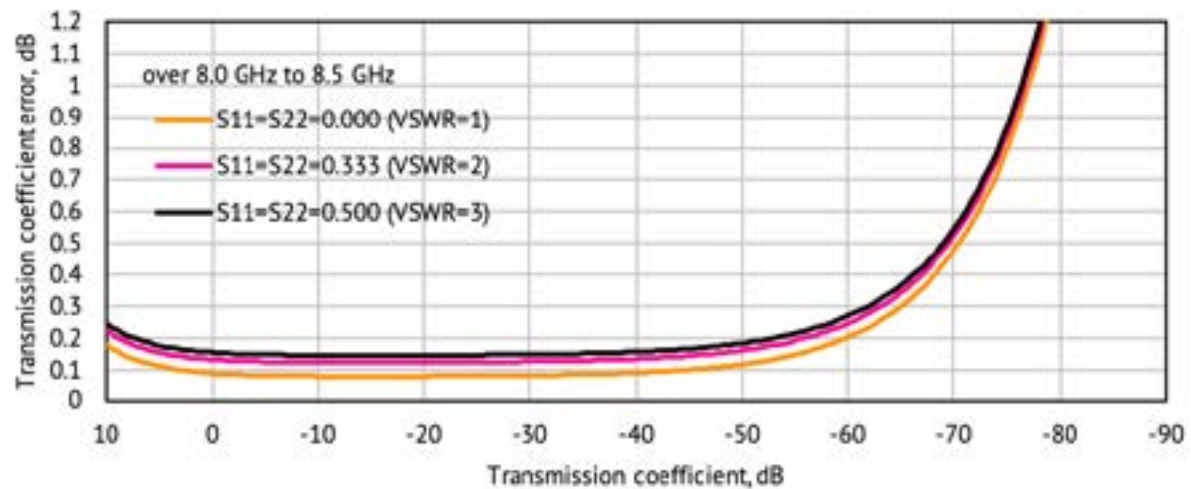


Transmission Accuracy Plots

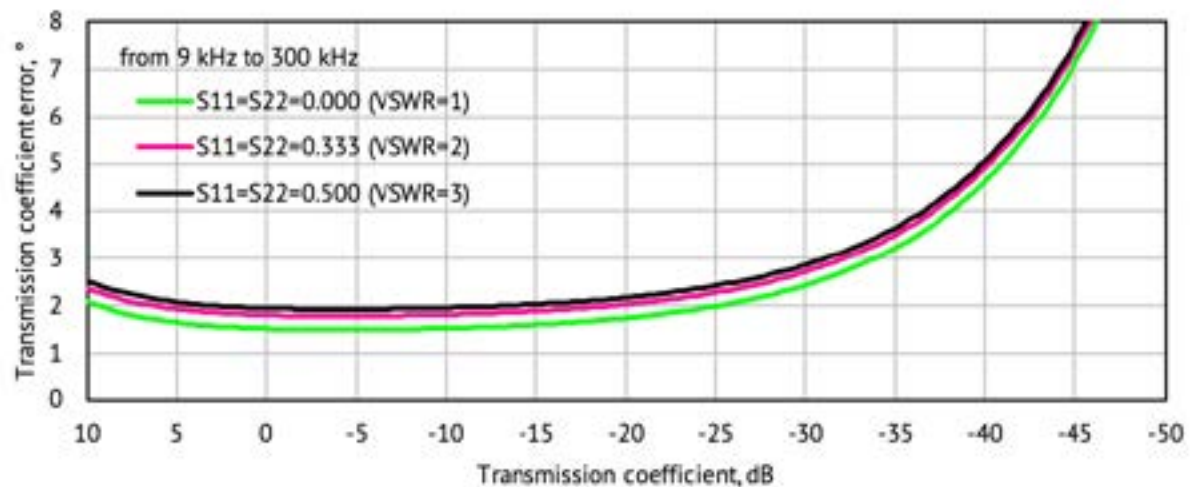
Transmission Magnitude Errors for Unmatched Devices



Transmission Magnitude Errors for Unmatched Devices

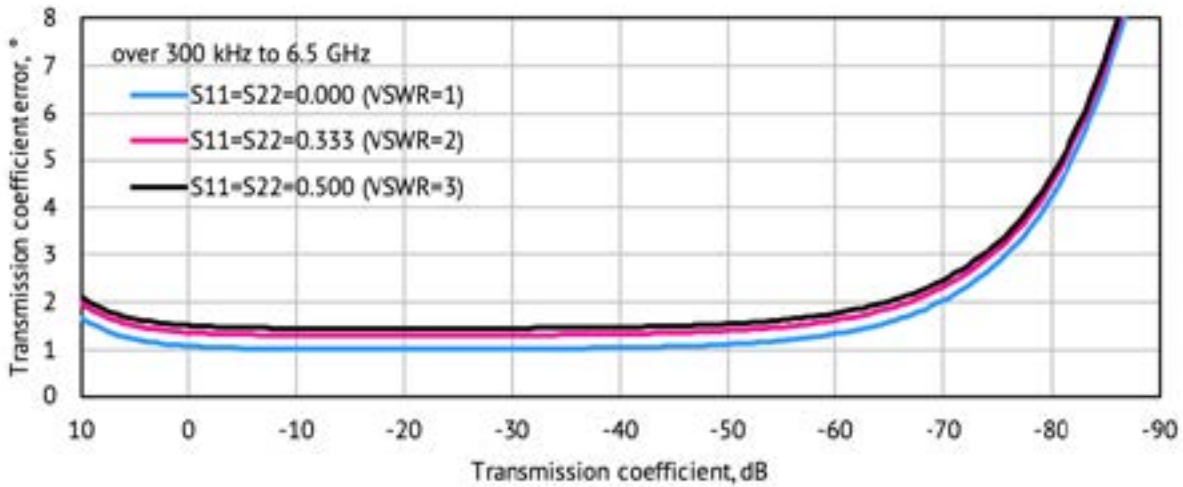


Transmission Phase Errors for Unmatched Devices

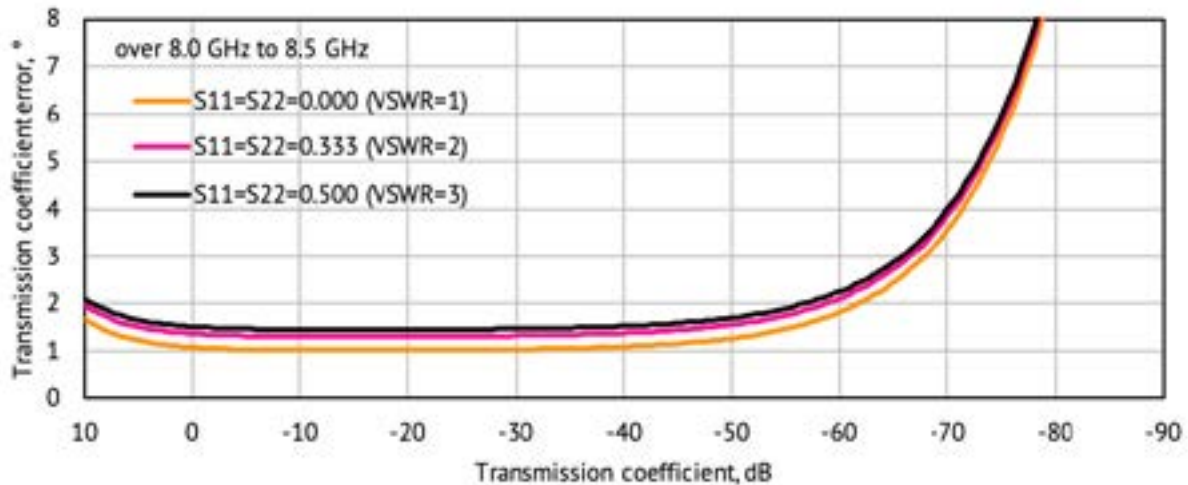
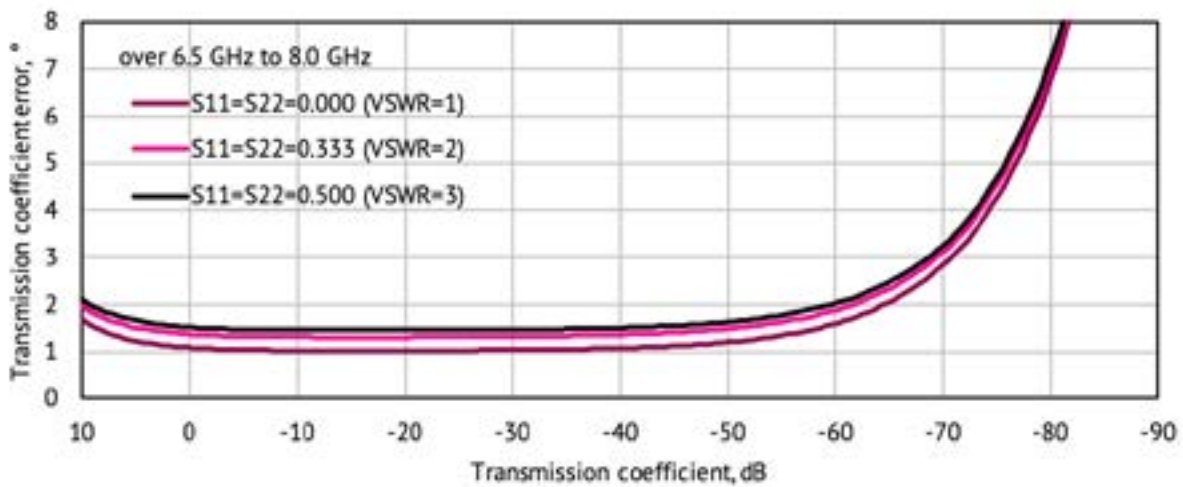


Transmission Accuracy Plots

Transmission Phase Errors for Unmatched Devices

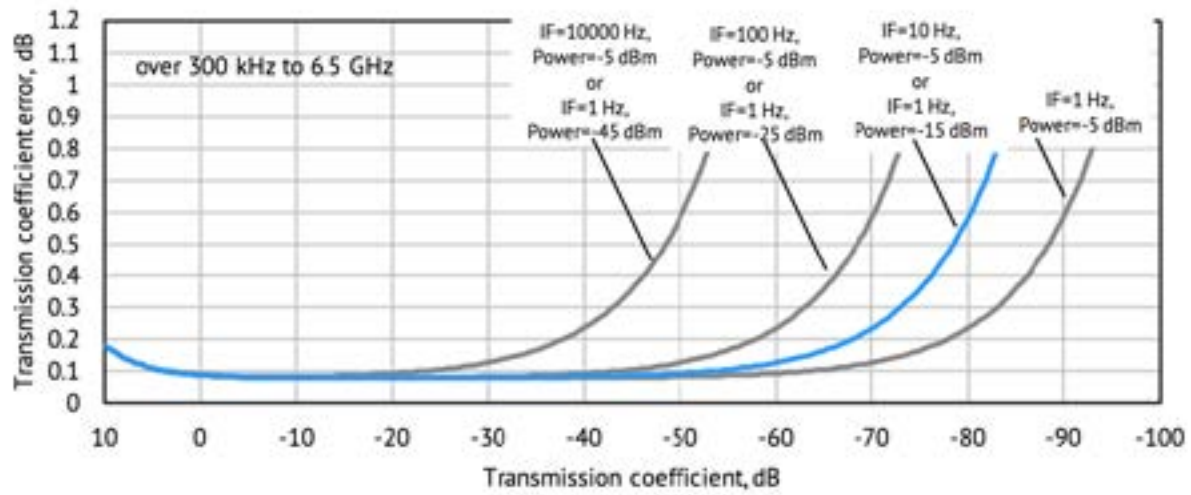


Transmission Phase Errors for Unmatched Devices



Transmission Accuracy Plots

Transmission Errors for Matched Devices vs Output Power and IF Bandwidth



Technology is supposed to move. It's supposed to change and update and progress. It's not meant to sit stagnant year after year simply because that's how things have always been done.

The engineers at Copper Mountain Technologies are creative problem solvers. They know the people using VNAs don't just need one giant machine in a lab. They know that VNAs are needed in the field, requiring portability and flexibility. Data needs to be quickly transferred, and a test setup needs to be easily automated and recalled for various applications. The engineers at Copper Mountain Technologies are rethinking the way VNAs are developed and used.

Copper Mountain Technologies' VNAs are designed to work with the Windows PC you already use via USB interface. After installing the test software, you have a top-quality VNA at a fraction of the cost of a traditional analyzer. The result is a faster, more effective test process that fits into the modern workspace. This is the creativity that makes Copper Mountain Technologies stand out above the crowd.

We're creative. We're problem solvers.



	S5048	S7530	S5065	S5085	S5180
Frequency Range	20 kHz to 4.8 GHz	20 kHz to 3 GHz	9 kHz to 6.5 GHz	9 kHz to 8.5 GHz	100 kHz to 18 GHz
S-parameters	$S_{11}, S_{21}, S_{12}, S_{22}$	$S_{11}, S_{21}, S_{12}, S_{22}$	$S_{11}, S_{21}, S_{12}, S_{22}$	$S_{11}, S_{21}, S_{12}, S_{22}$	$S_{11}, S_{21}, S_{12}, S_{22}$
Port Impedance	50 Ohm	75 Ohm	50 Ohm	50 Ohm	50 Ohm

631 E. New York St | Indianapolis, IN | 46202
www.coppermountaintech.com

USA: +1.317.222.5400
 Singapore: +65.6323.6546
 Latin America: +1.954.706.5920
 London: +44 75 03 68 21 13