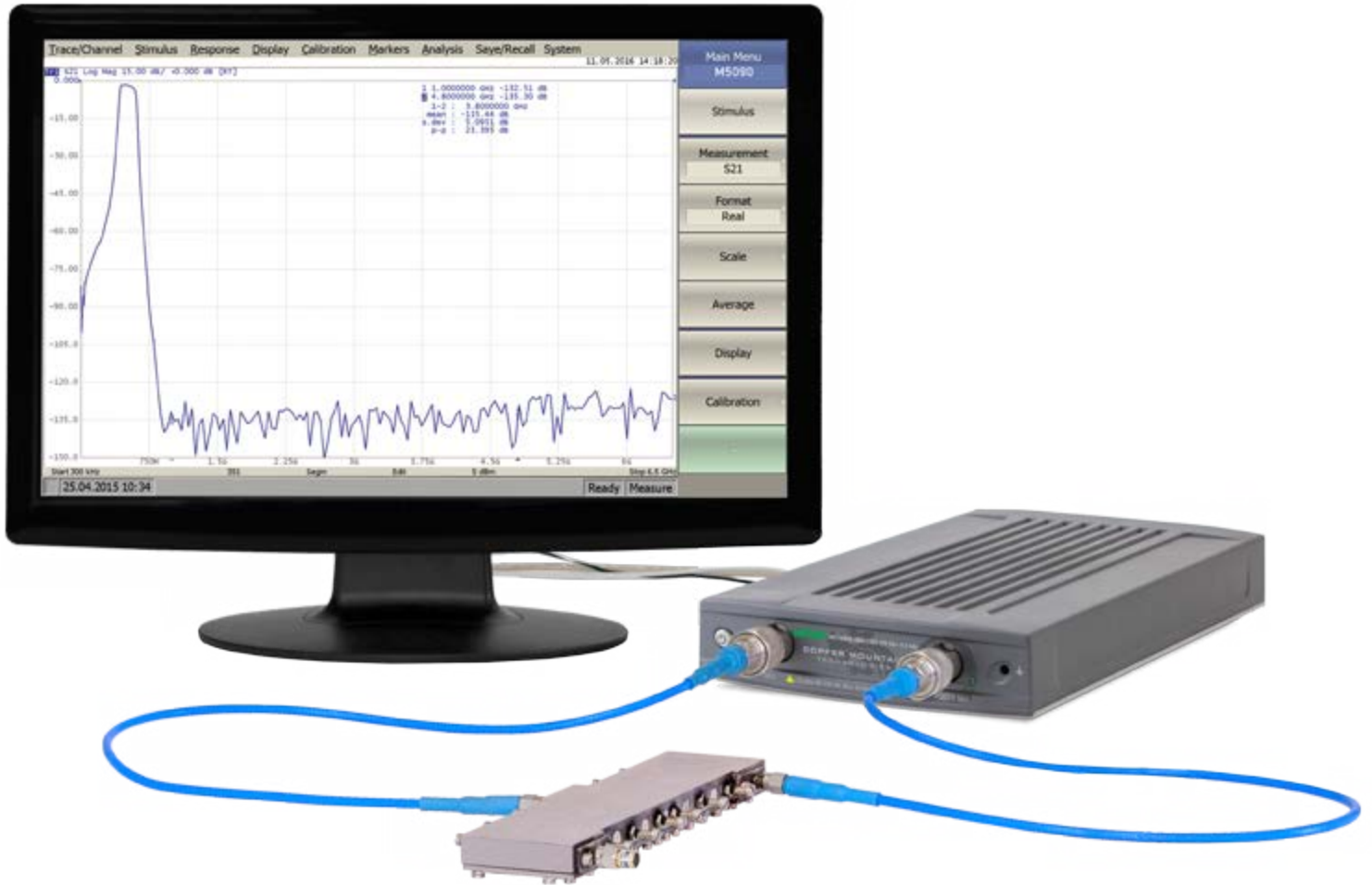


M5090

Extended Specifications



- **Frequency range:** 300 kHz - 8.5 GHz
- **Wide output power adjustment range:** -55 dBm to +5 dBm
- **Dynamic range:** 130 dB (10 Hz IF bandwidth) typ.
- **Measurement time per point:** 70 μ s per point, min typ.
- Up to **16 logical channels with 16 traces** each max
- **Automation programming** in LabView, Python, MATLAB, .NET, etc.
- Models available in **50 Ohm**
- Up to **200,001 measurement points**
- Multiple **precision calibration** methods and automatic calibration

EXTEND YOUR REACH™

Specifications¹

Measurement Range

Impedance	50 Ohm
Test port connector	
R180-01 *	type N, female
R180-02	type N, male
R180-11 *	3.5 mm, female
R180-12 *	3.5 mm, male
Number of test ports	1
Options **	IP54
Cooling	active
Frequency range	1 MHz to 18 GHz
Full frequency accuracy	$\pm 2.5 \cdot 10^{-6}$
Frequency resolution	50 Hz
Number of measurement points	2 to 100,001
Measurement bandwidths (with 1/3 steps)	10 Hz to 100 kHz
Cable loss measurement range	35 dB
Dynamic range ²	
1 MHz to 6 GHz	110 dB typ.
6 GHz to 18 GHz	94 dB typ.

Measurement Accuracy³

Accuracy of reflection measurements ⁴	Magnitude / Phase
-15 dB to 0 dB	± 0.5 dB / $\pm 5^\circ$
-25 dB to -15 dB	± 1.5 dB / $\pm 10^\circ$
-35 dB to -25 dB	± 5.5 dB / $\pm 30^\circ$
Accuracy of transmission magnitude measurements ⁵	Magnitude
1 MHz to 6 GHz	
-50 dB to 0 dB	± 1 dB
6 GHz to 18 GHz	
-40 dB to 0 dB	± 1 dB
Trace noise magnitude ⁶	0.010 dB rms
Temperature dependence	0.020 dB/°C

Effective System Data

1 MHz to 18 GHz	
Directivity	42 dB
Source match	35 dB
Reflection tracking	± 0.10 dB

*Special Order

**Must be specified at time of order. R180 models cannot be retrofitted to have the IP54 option.

[1] All specifications subject to change without notice. [2] Measurement of |S21| and |S12| using two reflectometers, both being connected to the same USB hub, applies over the temperature range of (23 ± 5) °C after 30 minutes of warming-up, with less than 1 °C deviation from the calibration temperature at output power 0 dBm and IF bandwidth 100 Hz. [3] Reflection and transmission measurement accuracy applies over the temperature range of (73 ± 9) °F or (23 ± 5) °C after 30 minutes of warming-up, with less than 1 °C deviation from calibration temperature, at high output power and IF BW 100 Hz. Frequency points have to be identical for measurement and calibration (no interpolation allowed). [4] Reflection specifications are based on an isolating DUT. [5] Transmission specifications are based on a matched DUT. Measurement of |S21| and |S12| using two devices, both being connected to the same USB hub. [6] IF bandwidth 3 kHz. © Copper Mountain Technologies - www.coppermountaintech.com - Rev. 2017Q4

Specifications¹

Uncorrected System Performance

1 MHz to 18 GHz	
Directivity	10 dB (15 dB typ.)
Source match	10 dB (15 dB typ.)

Test Port

Power range	-15 dBm to 0 dBm
Power resolution	0.05 dB typ.
Power accuracy	±1.5 dB typ.
Interference immunity	+17 dBm
Damage level	+23 dBm
Damage DC voltage	50 V

Measurement Speed

Time per point	100 μ s typ.
----------------	------------------

Frequency Reference Input

Port	Ref 10 MHz
External reference frequency	10 MHz
Input level	0 dBm to 4 dBm
Input impedance	50 Ohm
Connector type	SMA, female

Frequency Reference Output

Port	Ref 10 MHz
Internal reference frequency	10 MHz
Output reference signal level at 50 Ohm impedance	-1 dBm to 5 dBm
Connector type	SMA, female

Trigger Input

Port	TRIG IN / OUT
External trigger source	3.3 V CMOS, TTL compatible
Pulse width	≥1 μ s
Polarity	positive or negative
Input impedance	≥10 kOhm
Connector type	SMA, female

Specifications¹

Trigger Output

Port	TRIG IN / OUT
Max output current	20 mA
Trigger output	3.3 V CMOS, TTL compatible
Polarity	positive or negative
Connector type	SMA, female

System & Power

Operating system	Windows 7 and above
CPU frequency	1.0 GHz
RAM	2 GB
Interface	USB 2.0
Connector type	USB type C, female
External power supply	5 VDC \pm 5%
External power connector type	PJ-075DH-SMT (Plug 1.35 x 3.5 mm)
Power consumption	8 W

Calibration

Recommended factory adjustment interval	3 Years
---	---------

Dimensions

Weight	0.5 kg (17.6 oz)
R180-01	
Length	128 mm
Width	96 mm
Height	36 mm
R180-02	
Length	126 mm
Width	96 mm
Height	36 mm
R180-11, R180-12	
Length	121 mm
Width	96 mm
Height	36 mm

Environmental Specifications

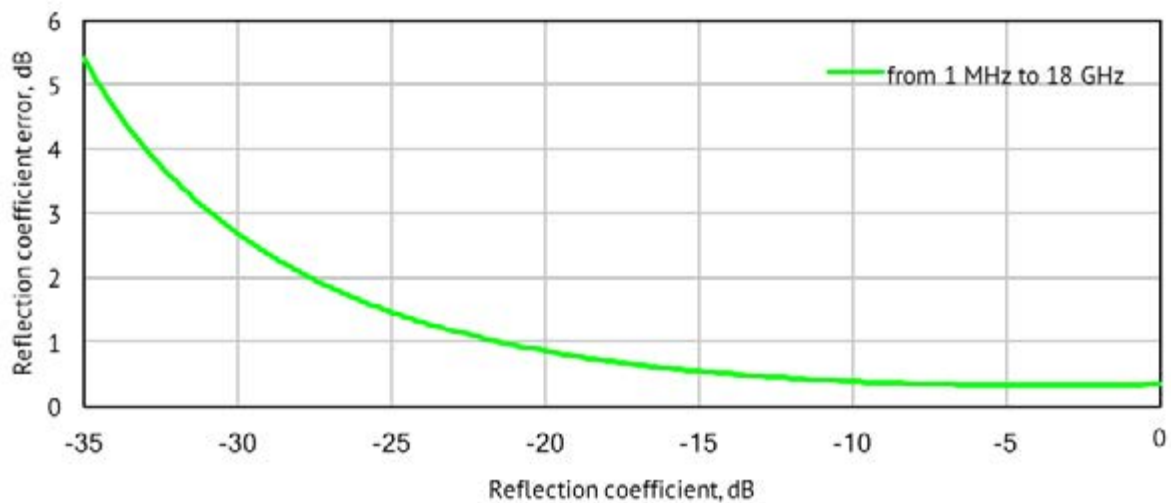
Operating temperature	-10 °C to +50 °C (14 °F to 122 °F)
Storage temperature	-50 °C to +70 °C (-58 °F to 158 °F)
Humidity	90 % at 25 °C (77 °F)
Atmospheric pressure	70.0 kPa to 106.7 kPa

Reflection Accuracy Plots

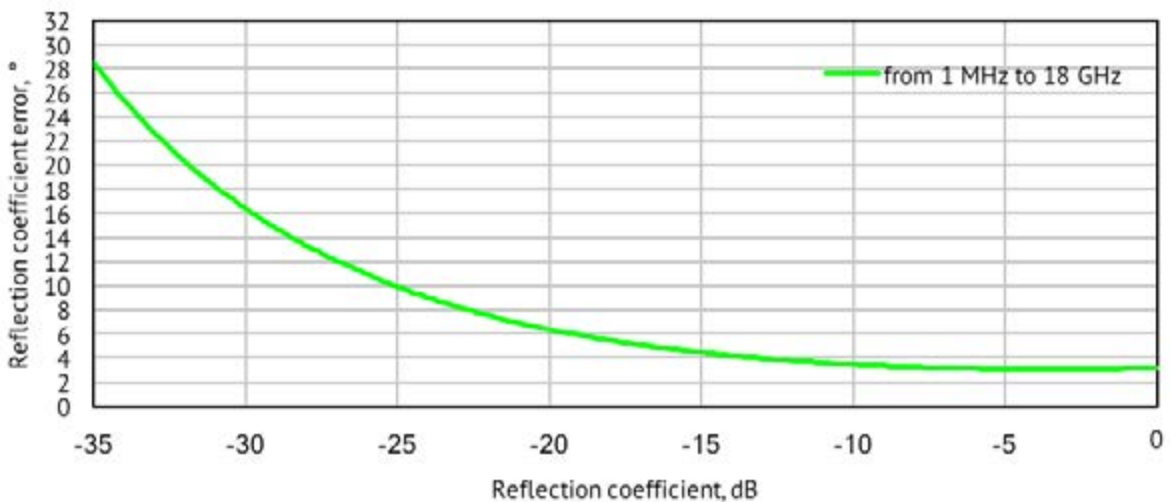
Reflection Magnitude Errors



Specifications are based on isolating DUT ($S_{21} = S_{12} = 0$)



Specifications are based on isolating DUT ($S_{21} = S_{12} = 0$)



Technology is supposed to move. It's supposed to change and update and progress. It's not meant to sit stagnant year after year simply because that's how things have always been done.

The engineers at Copper Mountain Technologies are creative problem solvers. They know the people using VNAs don't just need one giant machine in a lab. They know that VNAs are needed in the field, requiring portability and flexibility. Data needs to be quickly transferred, and a test setup needs to be easily automated and recalled for various applications. The engineers at Copper Mountain Technologies are rethinking the way VNAs are developed and used.

Copper Mountain Technologies' VNAs are designed to work with the Windows PC you already use via USB interface. After installing the test software, you have a top-quality VNA at a fraction of the cost of a traditional analyzer. The result is a faster, more effective test process that fits into the modern workspace. This is the creativity that makes Copper Mountain Technologies stand out above the crowd.

We're creative. We're problem solvers.



	R54	R60	R140	R180
Frequency Range	85 MHz to 5.4 GHz	1 MHz to 6 GHz	85 MHz to 14 GHz	1 MHz to 18 GHz
External frequency reference	No	10 MHz	32 MHz	10 MHz
External trigger	No	Input/Output	Input	Input/Output
Power connector	USB mini-B	Reinforced (rugged) USB mini-B	USB mini-B	Reinforced (rugged) USB-C or +5V external
Adjustable output power	Hi/Low/Off	0.25 dB steps	Hi/Low/Off	0.05 dB steps
S21, S12 measurements	Scalar, with specialized software (available upon request)		Scalar, with specialized software (available upon request)	

631 E. New York St | Indianapolis, IN | 46202
www.coppermountaintech.com

USA: +1.317.222.5400
 Singapore: +65.6323.6546
 Latin America: +1.954.706.5920